

DAVY ESG EQUITY FUND

MONTHLY FACTSHEET NOVEMBER 2018

FUND OBJECTIVE

The Davy ESG Equity Fund (the 'Fund') is suitable for those investors who have a time horizon of at least five years and seek a fund that invests in an ethical manner in a range of global companies located in Europe, North America, Australasia and the Far East. The aim of the Fund is to achieve long-term capital growth. The objective will be achieved through investment in a portfolio of 'blue chip' global companies chosen on the basis of ethical ('socially responsible') criteria.¹

KEY FACTS (AS AT 30TH NOVEMBER 2018)

FUND MANAGER	Des Flood, Brian Kennedy & Team
SIZE	€39.2 million
LEGAL STATUS	UCITS
NUMBER OF HOLDINGS	60
INDEX	MSCI World Index
DEALING DAY	Daily - All orders must be received by 16.00 p.m. (Irish time) one Business Day immediately preceding the relevant Dealing Day.
REGULATOR	Central Bank of Ireland
REGISTERED FOR SALE	IE, UK
UNIT TYPE	Accumulating, Distributing
SHARE CLASS CURRENCIES	EUR, GBP
SHARE CLASSES	A, U, V
ONGOING CHARGE²	0.82%, 0.92%, 0.92%
INITIAL CHARGE	up to 5%

Morningstar Style Box™

		Large
		Mid
		Small
Value	Blend	Growth

Style

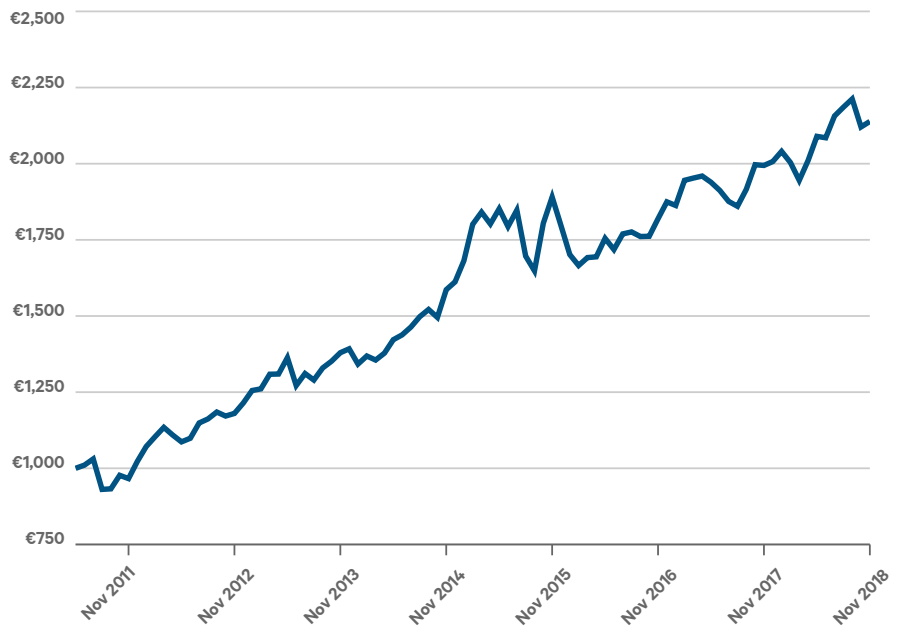
Source: Davy Asset Management and Morningstar as at 30/11/2018
 © 2018 Morningstar. All Rights Reserved. The information contained herein: (1) is proprietary to Morningstar and/or its content providers; (2) may not be copied or distributed; and (3) is not warranted to be accurate, complete or timely. Neither Morningstar nor its content providers are responsible for any damages or losses arising from any use of this information. Past performance is no guarantee of future results. For more detailed information about Morningstar Rating, including its methodology, please go to: http://corporate.morningstar.com/US/documents/MethodologyDocuments/MethodologyPapers/MorningstarFundRating_Methodology.pdf

¹ There is no guarantee the Fund will meet its objective.

² Taken over the year.

³ 1M: 31/10/2018 - 30/11/2018
 3M: 31/08/2018 - 30/11/2018
 YTD: 31/12/2017 - 30/11/2018
 3YR: 30/11/2015 - 30/11/2018
 5YR: 30/11/2013 - 30/11/2018
 2013: 31/12/2012 - 31/12/2013
 2014: 31/12/2013 - 31/12/2014
 2015: 31/12/2014 - 31/12/2015
 2016: 31/12/2015 - 31/12/2016
 2017: 31/12/2016 - 31/12/2017

FIGURE 1: Performance for Davy ESG Equity Fund to 30th November 2018



Source: Davy Asset Management and Northern Trust. Performance chart refers to Davy ESG Equity Fund A Acc (€) net of fees.

TABLE 1: Performance for Davy ESG Equity Fund (Net of Fees to 30th November 2018)³

ROLLING FUND PERFORMANCE	NAV	1M	3M	YTD	3YR (P.A.)	5YR (P.A.)
Davy ESG Equity Fund A Acc (€)	213.81	0.8%	-2.1%	6.6%	4.2%	9.3%
Davy ESG Equity Fund A Inc (€)	193.41	0.8%	-2.1%	5.3%	2.3%	7.6%
MSCI World Index (€)	-	1.2%	-3.2%	4.8%	6.0%	10.8%
Davy ESG Equity Fund U Acc (£)	1.50	0.9%	-3.0%	6.4%	-	-
Davy ESG Equity Fund V Inc (£)	1.44	0.9%	-3.0%	5.2%	-	-
MSCI World Index (£)	-	1.3%	-4.0%	4.6%	14.6%	12.2%

TABLE 2: Calendar Year Performance (Net of fees)³

CALENDAR YEAR PERFORMANCE	2017	2016	2015	2014	2013
Davy ESG Equity Fund A Acc (€)	7.1%	4.3%	11.5%	15.8%	14.6%
Davy ESG Equity Fund A Inc (€)	4.7%	2.0%	11.5%	14.4%	12.4%
MSCI World Index (€)	7.5%	10.7%	10.4%	19.5%	21.2%
Davy ESG Equity Fund U Acc (£)	11.3%	-	-	-	-
Davy ESG Equity Fund V Inc (£)	8.1%	-	-	-	-
MSCI World Index (£)	11.9%	28.3%	4.9%	11.5%	24.2%

Source: Davy Asset Management and Bloomberg net of fees

The Davy Ethical Equity Fund was renamed Davy ESG Equity Fund on 6th June 2018. The Davy Ethical Fund was launched on 12th December 2014. Investors should note the Davy Ethical Equity Fund (UCITS) is newly established. The past performance chart reflects past performance data relating to the Davy Ethical Equity Fund (non-UCITS) which merged with the Davy Ethical Equity Fund (UCITS) (the "Merger"). Prior to the Merger when the Fund was not authorised as a UCITS, the investment policy, strategy and portfolio composition were largely the same. In the circumstances, the past performance data included in this document is believed to be an appropriate reference for investors.

WARNING: Past performance is not a reliable guide to future performance. The return on investments denominated in non-euro currencies may be affected by changes in currency exchange rates.

FIGURE 2: Geographic Allocation (% Equity)*

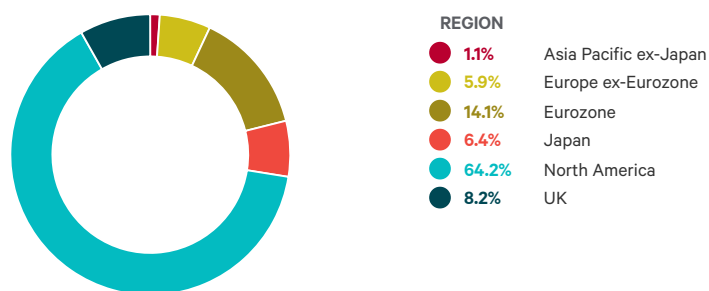
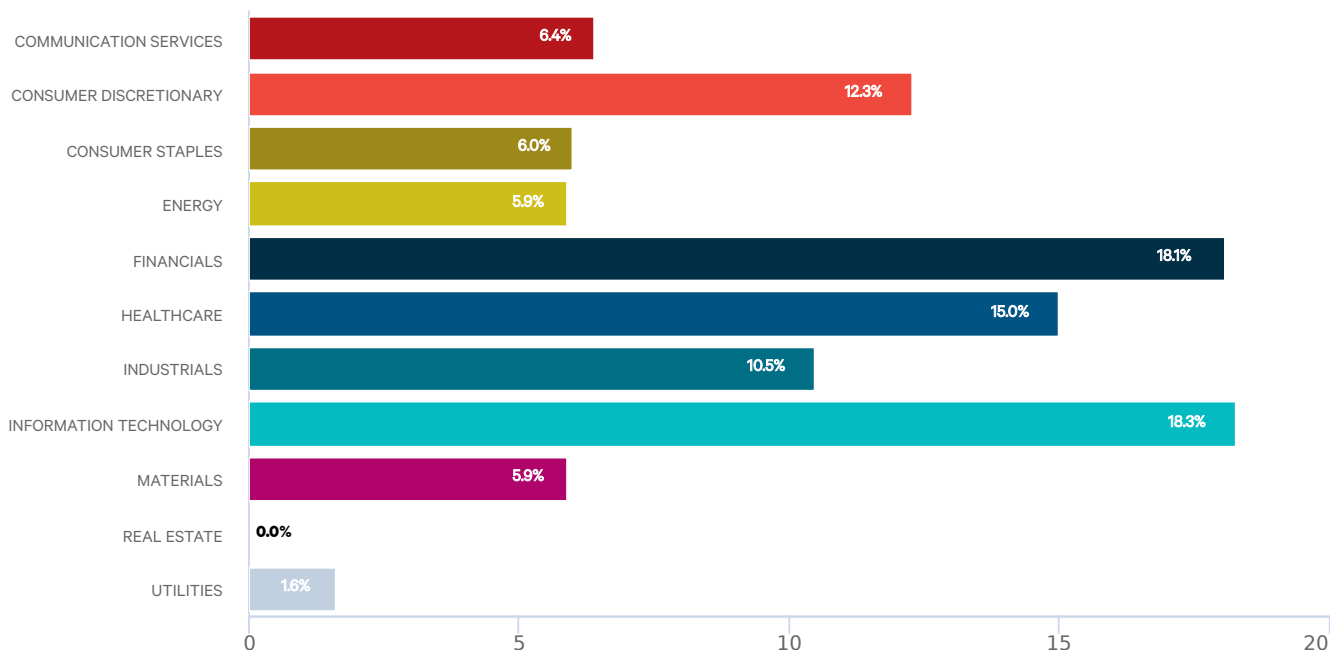


TABLE 3: Holdings*

TOP 10 HOLDINGS	% EQUITY
MICROSOFT CORP	4.6
APPLE INC	3.9
ALPHABET INC	3.9
VISA INC	3.5
JPMORGAN CHASE & CO	3.2
MERCK & CO	2.9
MEDTRONIC PLC	2.6
HOME DEPOT INC	2.5
MONDELEZ INTERNATIONAL INC	2.4
PEPSICO INC	2.2

FIGURE 3: Sector Allocation (% Equity)*



*Weightings in holdings, geographic allocation and sector allocation are indicative only and may change subject to the discretion of the manager. Due to rounding, some totals may not equal 100%.

TABLE 4: Share Class Identifiers**

SHARE CLASS	TYPE	ISIN	SEDOL	INCEPTION DATE
Davy ESG Equity Fund A Acc (€)	Accumulating	IE00BRJL3T29	BRJL3T2	12/12/2014
Davy ESG Equity Fund A Inc (€)	Distributing	IE00BRJL3V41	BRJL3V4	12/12/2014
Davy ESG Equity Fund K Inc (€)	Distributing	IE00BZ00N610	BZ00N61	10/08/2016
Davy ESG Equity Fund O Acc (£)	Accumulating	IE00BYT7DM26	BYT7DM2	31/08/2015
Davy ESG Equity Fund U Acc (£)	Accumulating	IE00BD8R7R95	BD8R7R9	19/01/2016
Davy ESG Equity Fund V Inc (£)	Distributing	IE00BD8R7S03	BD8R7S0	19/01/2016

** Source: Davy Asset Management & Bloomberg

MSCI Inc. (MSCI). Without prior written permission of MSCI, this information and any other MSCI intellectual property may not be reproduced, disseminated or used to create any financial products, including any indices. This information is provided on an 'as is' basis. The user assumes the entire risk of any use made of this information. MSCI, its affiliates and any third party involved in, or related to, computing or compiling the information hereby expressly disclaim all warranties of originality, accuracy, completeness, merchantability or fitness for a particular purpose with respect to any of this information. Without limiting any of the foregoing, in no event shall MSCI, any of its affiliates or any third party involved in, or related to, computing or compiling the information have any liability for any damages of any kind. MSCI and the MSCI indexes are services marks of MSCI and its affiliates.

The holdings of the fund and the breakdowns are indicative in nature and have been provided for illustrative purposes only. Please note the Fund Manager has full discretion to change these holdings and weightings at any point in time, as outlined in the fund documentation. Indicative information should not be relied on by potential investors to make investment decisions.

WARNING: Risk Warnings/Important Information: Further information in relation to risks is provided in the Fund Prospectus, Supplement, and Key Investor Information Document.

WARNING: Past performance is not a reliable guide to future performance.

WARNING: If you invest in this product you may lose some or all of the money you invest. The value of your investment may go down as well as up. This product may be affected by changes in currency exchange rates.

The Fund Factsheet is not intended to be comprehensive and is designed to provide summary information to existing investors in the Davy ESG Equity Fund. It does not constitute an offer or solicitation for the purchase or sale of any financial instrument, trading strategy, product or service and does not take into account the investment objectives, knowledge and experience or financial situation of any particular person. Investors should obtain advice based on their own individual circumstances before making an investment decision. Investors should be aware that some of the Directors of the Company (Davy Funds Plc) are also employed by the Investment Manager, Promoter and the Distributor. Further information in relation to the management of potential conflicts of interest is available upon request. Investors should also read the Prospectus, Supplement and Key Investor Information Document for the Fund prior to making a decision to invest, and for full information on the Fund including, fees, risks and conflicts of interest. These documents are available from Davy Asset Management, Davy House, 49 Dawson Street, Dublin 2.

Davy Asset Management Davy House, 49 Dawson Street, Dublin 2, Ireland
T +353 1 614 8874 E assetmanagement@davy.ie
www.davyassetmanagement.com

Confidential copyright Davy 2018

Davy Asset Management Limited, trading as Davy Asset Management, is regulated by the Central Bank of Ireland. In the UK, Davy Asset Management is authorised by the Central Bank of Ireland and authorised and subject to limited regulation by the Financial Conduct Authority. Details about the extent of our authorisation and regulation by the Financial Conduct Authority are available from us on request. No part of this document is to be reproduced without our written permission. This document has been prepared and issued by Davy Asset Management on the basis of publicly available information, internally developed data and other sources believed to be reliable. The information contained herein does not purport to be comprehensive and is strictly for information purposes only. It does not constitute an offer or an invitation to invest. No party should treat any of the contents herein as advice in relation to any investment. While all reasonable care has been given to the preparation of this information, no warranties or representation express or implied are given or liability accepted by Davy Asset Management or its affiliates or any directors or employees in relation to the accuracy fairness or completeness of the information contained herein. Any opinion expressed (including estimates and forecasts) may be subject to change without notice. We or any of our connected or affiliated companies or their employees may have a position in, or may have provided within the last twelve months, significant advice or investment services in relation to any of the securities or related investments referred to in this document.